



ISSN Print: 2394-7500
ISSN Online: 2394-5869
Impact Factor: 5.2
IJAR 2016; 2(8): 511-514
www.allresearchjournal.com
Received: 15-06-2016
Accepted: 16-07-2016

B Vanaja Kumari
Msc Nursing, Narayana
College of Nursing, Nellore,
Andhra Pradesh, India

B Kalpana
Msc Nursing, Sree Narayana
Nursing College, Nellore,
Andhra Pradesh, India

Mary Vineela
Msc Nursing, Narayana
College of Nursing, Nellore,
Andhra Pradesh, India

Banu Jyothi
Msc Nursing, Sree Narayana
Nursing College, Nellore,
Andhra Pradesh, India

A study to assess the knowledge regarding environmental sanitation among women in selected rural villages at Nellore

B Vanaja Kumari, B Kalpana, Mary Vineela and Banu Jyothi

Abstract

Objectives: To assess the level of knowledge regarding environmental sanitation among women. To associate the knowledge level regarding environmental sanitation with selected socio-demographic variables. To provide an information booklet.

Methodology: A quantitative study by using descriptive design was used, a sample size of 100 women were selected by using simple random Sampling technique, Semi structured questionnaire were used to assess the t level of knowledge among women on environmental sanitation and an information booklet was provided.

Results: The study revealed that among 100 women, 60(60%) had inadequate knowledge, 24(24%) had moderately adequate knowledge and 16(16%) had adequate knowledge.

Keywords: Environmental sanitation, rural, Nellore

Introduction

Environment is one of the determines of health of individual, family and community at large people's health is affected by the quality of place they live and work and air they breathe, the water they drink and the food they consume. It is the environment which predisposes people to various agents it may have and may cause any disease or health problems. The quality of environment is deteriorating very fast especially because of population explosion, industrialization and urbanization, deforestation, automobiles, nuclear technology and green revolution.

K.K. Gulani

Now a days the word environment is often being used by almost all people around us, on television and in newspapers. Everyone is speaking about the protection of environment. Since then world environmental day is celebrated on 5th of June every year to act as a remainder of the persisting environmental problems, raise environmental related issues and concerns work out action plans to protect and preserve environmental aspects. All this shows the increasing importance of environment. Besides, it is a fact that life is tied with the environment.

Puja Mondal -2015

Environment: The term environment has been derived from a French word "Environia" means 'to surround'. It refers to both a biotic (physical or non-living) and biotic (living) environment. The word environment means surroundings, in which organisms live.

Sanitation is the hygienic means of promoting health through prevention of human contact with the hazards of wastes as well as the treatment and proper disposal of sewage or wastewater.

World Health Organization

Hazards can be either physical, microbiological, biological or chemical agents of disease. Wastes that can cause health problems include human and animal excreta, solid wastes, domestic wastewater (sewage, sullage, grey water), industrial wastes and agricultural wastes.

Correspondence
B Vanaja Kumari
Msc Nursing, Narayana
College of Nursing, Nellore,
Andhra Pradesh, India

Background of the study

About 2.4 billion people globally live under highly unsanitary conditions and have such poor hygiene behaviors that their exposure to risks of incidence and spread of infectious diseases, are enormous. Water stored at home is frequently contaminated by inadequate water management in the home. These issues are receiving increasing attention, but considering the huge backlog within the sector there is still a need for greater mobilization of resources and involvement of decision-makers at all levels. Sectoral demands for water are growing rapidly in India owing mainly to urbanization and it is estimated that by 2025, more than 50% of the country's population will live in cities and towns. Population increase, rising incomes, and industrial growth are also responsible for this dramatic shift. National Urban Sanitation Policy 2008 was the recent development in order to rapidly promote sanitation in urban areas of the country. India's Ministry of Urban Development commissioned the survey as part of its National Urban Sanitation Policy in November 2008. In rural areas, local government institutions in charge of operating and maintaining the infrastructure are seen as weak and lack the financial resources to carry out their functions. In addition, no major city in India is known to have a continuous water supply and an estimated 72% of Indians still lack access to improved sanitation facilities.

Water supply and sanitation in India. [2014]

About 1.2 tone's of waste was collected from Andhra Pradesh by the municipal department 2013. Andhra Pradesh academy of rural development has been providing value added capacity building services to the panchayat raj and rural development department, under the current mandate of Government of Andhra Pradesh with Andhra Pradesh academy of Rural development, the right angle was given the assignment of caring to a situation analysis and developing an appropriate communication strategy.

Science Direct (2013). "Rural Development"

Statement of the problem

A study to assess the knowledge regarding environmental sanitation among women in selected rural villages at Nellore.

Objectives

1. To assess the level of knowledge regarding environmental sanitation among women.
2. To associate the knowledge level regarding environmental sanitation with selected socio-demographic variables.

3. To provide an information booklet.

Assumptions

Women may have inadequate knowledge regarding environmental sanitation.

Projected outcomes

The study would help to know level of knowledge on environmental sanitation among women in selected villages at Nellore

Materials and Methods: A descriptive design was used to conduct the study in selected rural areas Dakkilivaripalem in Nellore District, Andhra Pradesh. A sample size of 100 women was selected by using simple random Sampling technique. Permission was obtained from the research committee of Narayana Medical College. The informed consent was taken from the women who willing to participate in the study. Semi structured questionnaire were used to assess the pre test level of knowledge among women on environmental sanitation and an information booklet was provided.

Criteria for selection of the sample

Inclusion criteria

The women age between 25 to 65 years.
The women who are willing to participate in the study

Exclusion criteria

The women who does not know Telugu or English.
The women who are not available at the time of data collection.

Tool for data collection

The tool consists of 3 parts

Part 1: Demographic variables of women like Age, Marital status, Education, Occupation, Family Income per Month, Religion, Number of Children, Type of Diet, Type of Family and Source of Information.

Part 2: Semi structured questionnaire to assess the level of knowledge among women regarding environmental sanitation consist of 3 items.

Part 3: Information booklet on Environmental Sanitation

Data Analysis

Table 1

Sl. No	Data Analysis	Method	Objectives
1	Descriptive statistics	Frequency and percentage distribution Mean, Standard Deviation	Distribution based of demographic variables To assess the Level of knowledge on Environmental Sanitation among Women
2	Inferential statistics	Chi-square test	To associate level of knowledge on Environmental Sanitation among Women with their selected socio demographic variables

Results

Table 2: Frequency and Percentage distribution of women based on Age

Age	Frequency (f)	Percentage (%)
20-30 years	31	31
31-40 years	50	50
41-50 years	16	16
Above 51 years	3	3
Total	100	100

With regard to age of women, 31(31%) are between 20-30 years, 50(50%) are between 31-40 years, 16(16%) are between 41-50years and 3 (3%) are above 51 years.

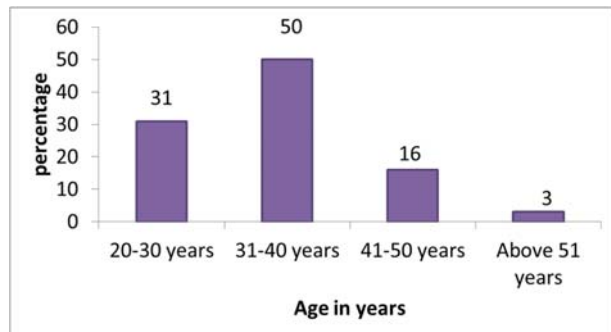


Fig 1: Percentage distribution of women based on age.

Table 3: Frequency and Percentage distribution of women based on education. (N=100)

Education	Frequency (f)	Percentage (%)
Illiterate	22	22
Primary education	36	36
Secondary education	22	22
Graduate	18	18
Post graduate	2	2
Total	100	100

The above table shows that with regard to education, 22(22%) were Illiterates, 36(36%) studied Primary education, 22(22%) studied Secondary education, 18(18%) Graduates and 2(2%) were post graduates.

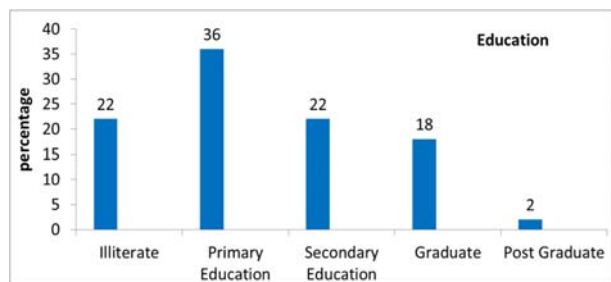


Fig 2: Percentage distribution of women based on education.

Table 8: Frequency and Percentage distribution of women based on type of waste disposal. (N=100)

Type of waste disposal	Frequency (f)	Percentage (%)
Dumping	12	12
Burial	23	23
Public bins	57	57
Burning	8	8
Total	100	100

The above table shows that with regard to type of waste disposal, 12(12%) follows dumping, 23(23%) by burial, 57(57%) were using public bins and 8 (8%) were following type of burning.

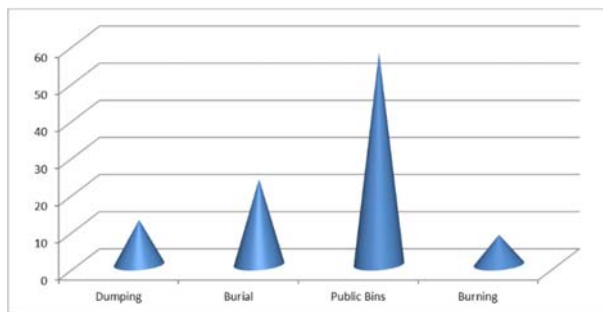


Fig 3: Percentage distribution of women based on waste disposal.

Table 2: Frequency and percentage distribution of level of knowledge among Women on Environmental sanitation (N=100)

Level of knowledge	Frequency (f)	Percentage (%)
Inadequate knowledge	60	60
Moderate knowledge	24	24
Adequate knowledge	16	16
Total	100	100

The above table shows with regard to level of knowledge regarding environmental sanitation among women, 60(60%) had inadequate knowledge, 24(24%) had moderately adequate knowledge and 16(16%) had adequate knowledge.

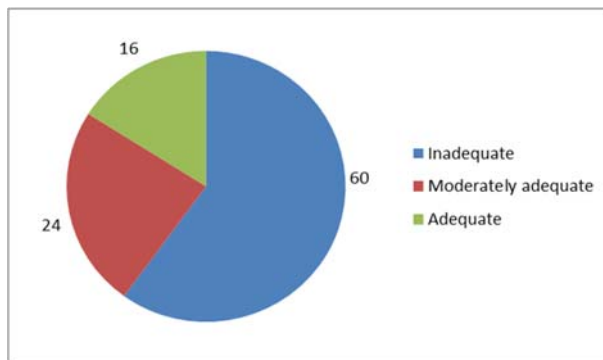


Fig 4: percentage distribution of level of knowledge among Women on Environmental sanitation (N=100)

(ii) Mean and standard deviation of level of knowledge regarding environmental sanitation among women (N=100)

Criteria	Mean	Standard Deviation
Level of knowledge	12.94	4.87

The above table shows mean and standard deviation of level of knowledge regarding environmental sanitation mean was 12.94 and standard deviation was 4.87.

There was a statistically significant association between level of knowledge and demographic variables of women such as age, educational status, and, monthly income and type of family and there was no statistically significant association with marital status, Occupation, Type of diet, religion and source of health information at 0.05 level.

Implication of the study

- The findings of the study indicated that more emphasis should be placed in the nursing curriculum about control and Environmental sanitation
- Health education program can be used to reinforce learning needs of the women on Environmental sanitation
- Students can be motivated to teach the women about the control and prevention of Environmental sanitation in the wards and community settings.
- Varied type of audio-visual aids regarding Environmental sanitation should be prepared for teaching purpose.
- In-service and continuing education programs may be conducted for the staff to enhance the knowledge on Environmental sanitation

Recommendations of the study: On the basis of the findings of the study the following recommendations are being made.

A similar study can be replicated on a large sample to generalize the findings.

An experimental study can be conducted to assess the effectiveness of teaching programme on environmental sanitation.

A similar study can be done on different settings.

A comparative study can be undertaken to compare the knowledge regarding environmental sanitation among women between rural and urban areas.

Conclusion

The informational booklet improves womens knowledge on Environmental sanitation.

References

1. Basavanthappa BT. Community Health Nursing” second edition, published by Jaypee brothers medical publishes (p) ltd, 2008, 328-332.
2. Sridhar Rao B. Community health nursing 2nd edition, published by Alts publishers, 2014, 110-145.
3. I clement: Mannual of community health nursing first edition, published by Jaypee brothers’ medical publishers, 2012, 83-97.
4. Asturi Sundar Rao K. Community Health Nursing fourth edition, published by B.I publications pvt. ltd., 2004, 12-23.
5. Gulvani KK. Communi Health Nursing 1st edition, Kumar publishing house, 2005, 95-96.
6. Jundiai Djoharnis. Respiratory symptoms and lung function among domestic waste collections. International journal of collaberctive research on internal medicine and public health. 2012; 4:10.
7. Dr. Micheal Ajide Oyinloye. Geo information for urban waste disposal and management. International journal of engineering and science. 2012, 21:2319.
8. Government of India report [Online]. 2002[cited 2002 May 28]; Available from:
URL:<http://www.gov.Ind/plasticinfo.htm>.