



ISSN Print: 2394-7500
ISSN Online: 2394-5869
Impact Factor: 5.2
IJAR 2020; 6(7): 333-337
www.allresearchjournal.com
Received: 12-05-2020
Accepted: 15-06-2020

Masarat Majeed
Ph.D., Research Scholar
Mewar, University
Department of Political
Science Gangarar, Rajasthan,
India

Vandana Mishra
Associate Professor, Centre for
Competitive Politics &
Political Theory, School of
International Studies,
Jawaharlal Nehru University,
New Delhi, India

An empirical study of electoral participation of Jammu and Kashmir legislative assembly election- 2002

Masarat Majeed and Vandana Mishra

Abstract

The present study was intended to explore the electoral politics on the basis of gendering electoral participation, gender representation in contesting, winning and performance of different political parties in Jammu and Kashmir Legislative Assembly Election 2008. Besides, the study aimed to explore the voter turnout of in the same election. The study was carried with the help of descriptive research. Primary as well as secondary data was collected for generalisation the results. The results and finding were amalgamated in the same study.

Keywords: Electoral politics, Jammu and Kashmir, Legislative Assembly Election

Introduction

Elections in Jammu and Kashmir are observed with great interest as they are often regarded as a yardstick of normalcy in the state and acceptance of Indian democracy. The first elections in Jammu and Kashmir were held in 1951 where Sheikh Abdullah came to power riding a popular wave. However, subsequent elections were often marred by manipulation and alleged rigging (except for the 1977 elections which were largely deemed fair and returned National Conference to power). The massive fraud in the 1987 elections was one of the reasons for the start of insurgency in the state and as a result, the electoral process was suspended till 1996. However, subsequent elections were largely seen as fair with power alternating between the National Conference (NC) and People's Democratic Party (PDP) either independently or in alliance with Congress. Elections and violence in Jammu and Kashmir are synonymous, although the level of violence has receded significantly in recent times. The 2002 elections saw approximately 250 civilian casualties in the two months preceding the elections. This dropped by 95% in the 2008 polls, which was the first to witness zero killings of political office bearers. However the Parliamentary polls of 2014 again witnessed many clashes and killings, and people of the state fear far more disruptions during the Assembly elections of this year. Therefore, In Jammu and Kashmir where electoral politics remains contested and exists side by side with the politics of separatism, any electoral exercise acquires special analytical significance as it provides a window to the political milieu of the state. The parliamentary elections of May 2004 hold added significance for it was conducted at a time when the Government of India, acknowledging the political discontent in the state, had already invited the separatists for a dialogue. The split of the All Party Hurriyat Conference into two major groups, one led by Abbas Ansari, the Hurriyat (A) and the other led by Syed Ali Shah Geelani, Hurriyat (G) and its further fragmentation, and many like Yasin Malik choosing not to side with any of the two groups, had meanwhile created a political situation in which the whole issue of electoral politics itself came to be highly politicised within the separatist camp. Large number of studies has been conducted in the field of electorate politics of Jammu and Kashmir. like the studies conducted by Bavinder, A. K (2019) ^[1], Sharma, B. (2019) ^[22], Hina, A. K. (2016) ^[20], Thoker, A. A. (2004) ^[23] Nanda, A. L. (2002) ^[21], Yadav, Yogendra (1996) ^[24], Blais, Andre & Carty, K. (1991) ^[7], Blais, Andre & Carty, R. K. (1990) ^[8]. However, least among them has been carried out in context of empirical approach. Keeping in view the investigator carried the below mentioned research study:

Corresponding Author:
Masarat Majeed
Ph.D., Research Scholar
Mewar, University
Department of Political
Science Gangarar, Rajasthan,
India

Statement of the research problem: The statement of the research problem for the present study is reported as under: An empirical study of electoral participation of Jammu and Kashmir Legislative Assembly Election (2002)

Objectives of The Study: The presents study consists of below mentioned objectives:

- 1) To explore the Legislative Assembly Election (LAE) of Jammu & Kashmir held in 2002 on the basis of:
 - a. Gendering electoral participation
 - b. Gender representation in contesting and winning.
 - c. Performance of different political parties
 - d. Voter turn out

Delimitations of the study: The present study will be confined to Jammu and Kashmir legislative assembly election 2002

Methodology and procedure: The presents study was carried with the help of descriptive research method. The data was collected from the official websites of election commission of India. The collected data as analysed with the help of descriptive statistics.

Analysis and interpretation: The detailed analyses and interpretation of the data is reported as under:

Table 1: Showing total number and type of the Constituency in Jammu and Kashmir (Pre-Union Territory).

Type of Constituency	General	SC	ST
No. of Constituency	80	07	00
Total	87		

Index

- SC= Schedule caste
- ST= Schedule tribe

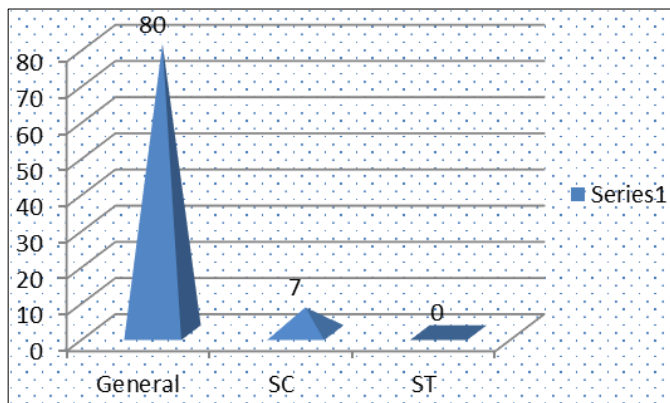


Fig 1: Showing total number and type of the Constituency in Jammu and Kashmir (Pre-Union Territory).

Index

- SC= Schedule caste
- ST= Schedule tribe

Interpretation: The examination of the table 1 (Please Refer Chapter-IV, Caption-I, Fig. 1) gives information about the total number and type of the Constituency in Jammu and Kashmir in per-union territory period. The results reveal that there were 87 constituencies in the entire state of Jammu and Kashmir. However, the representation of Schedule Caste (SC) is due. The reserved seats for Schedule Caste

(SC) are seven 07. But, at the same time it is pertinent to mention here that the representation of Schedule Tribe is missing. Thus, the perusal of results indicate that keeping the nature of the representation of the weaker sections under consideration, it is imperative to make the delimitations of the constituencies for the sake of weaker section of the society. Addition, recently major initiative has been implemented in the state Jammu and Kashmir by central Government of India. The Jammu and Kashmir Re-organisation Act (2019) has been passed by central Government of India. The Act interprets the abrogation of Article 370 of the Jammu and Kashmir Constitution. Besides, the state Jammu and Kashmir has been bifurcated into two segregated union territories viz. Union territory of Jammu and Kashmir and Union territory of Ladakh. The bifurcation of state into two Union territories again indicates that there is need of delimitation of the previous executed Constituencies, which is most probably on cards. However, all the elections of Jammu and Kashmir were held within the circumference of above mention Constituencies.

Table 2: Showing frequency and percent wise distribution of electoral participation on the basis of gender In the Legislative Assembly Election (2002).

Status	Male	Female	Other	Total
TNE	3308163	2770407	63	6078570
NEVPS	1596484	1060143	01	2656627
PP	48.26	38.27	1.58	43.70

Index

- TNE= Total Number of electors
- NEVPS= Total Number of electors who voted at polling stations
- PP= Poling Percentage

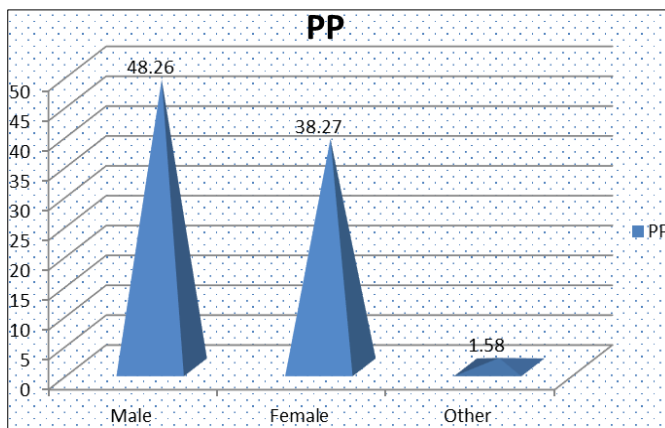


Fig 2: Showing graphical representation of electoral participation on the basis of gender In the Legislative Assembly Election (2002).

Index

- PP= Poling Percentage

Interpretation: The results presented in table 2 (Please Refer Chapter-IV, Caption-I, Fig. 2) gives information about frequency and percent wise distribution of electoral participation on the basis of gender in the Legislative Assembly Election (2002). The results indicate that among male electorates 48.26 (F=1596484) express their right to vote at their respective polling stations in the Legislative Assembly Election (2002). Coming towards their counter parts it has been observed that 38.27 (F=1060143) express

their representation by casting vote at their own polling stations in the Legislative Assembly Election (2002). While observing the third gender, it has been seen that only 01 electorate express his electoral representation. Therefore, from the above obtained results it can be inferred that the gender difference was observed in electoral process in the Legislative Assembly Election (2002). Indeed male voters achieve high percentage of voting as compared to their counterparts. Coming towards the composite analysis of the voter turnout of Legislative Assembly Election (2000), it has been observed that 43.70% (F=2656627) express their right to vote. However, the perusal of the table indicates that majority of the respondents (56.30) failed to express their participation in the electoral process in the Legislative Assembly Election (2000). So the results indicate that major initiatives should be taken by the government to incline more or more people towards electoral process.

Table 3: Performance of Political Parties in The Legislative Assembly Election (2002) of Jammu & Kashmir

S. NO.	Party Name	Contesting Candidates	Wining Candidates
1	BJP	58	01
2	CPI	05	0
3	INC	78	20
4	CPM	07	02
5	BSP	33	01
6	NCP	11	00
7	RJD	14	00
8	JKPDP	59	16
9	JKNC	85	28
10	JKNPP	36	04

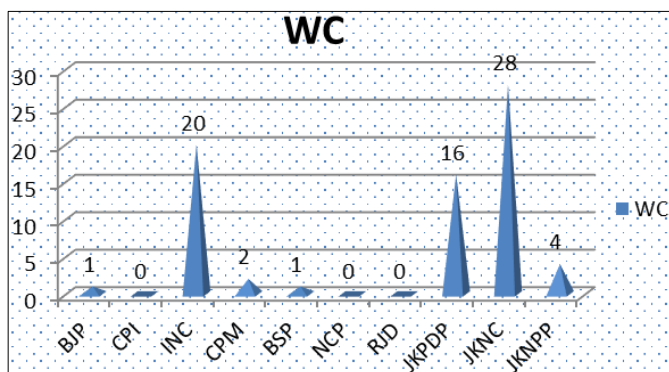


Fig 3: Showing graphical representation performance of Political Parties in The Legislative Assembly Election (2002) of Jammu & Kashmir

Index

- WC= Wining Candidates

Interpretation: The perusal of the table 3 (Please Refer Chapter-IV, Caption-I, Fig. 3) gives information about contesting and winning performance of Political Parties In The state in Legislative Assembly Election (2002) of Jammu & Kashmir. The 2002 elections were quite competitive as the above table shows. The number of parties which were in fray was increased. Besides the National Conference, the Congress, Peoples Democratic Party (PDP), BJP, BSP, INC, CPM, CPI, BSP, NPP also participated in the election process. The results reported in the table indicts that National Conference Party achieve top position by wining 28 sets out of 85 seats on which the party contested election

in 2002. Incase, of National Conference Party stagnant position has been observed. However, Indian National Congress (INC) stands on the second position in Legislative Assembly Election (2002). Thus, Peoples Democratic Party (PDP) was able to maintain third position by capturing 16 seats. The results indicate that BJP won only 01 seats out of 58 seats on which the party contested election in Legislative Assembly Election (2002). Besides, the obtained results indicate that the most ruling party of Jammu and Kashmir National Conference (NC) won only 28 seats out of 85 on which the party contested election of 2002. Apart from this it is imperative to mention here that two seat goes in favour of CPM, as M. Y. Tarigami along his associate got success in winning two seats. Further, National Panthers party In addition to this all reaming parities failed to open their account. The collation efforts of Peoples Democratic Party (PDP) and Indian National Congress got success in executing the Government. But the prevalence of turmoil in 2009 (Amaranth land Issue) brought fracture in the collation based Government of Peoples Democratic Party (PDP) and Indian National Congress. Peoples Democratic Party (PDP) withdraw their support later Governor rule were implemented in the state. Thus, the assembly was dissolved before reaching to its maturity.

Table 4: Showing frequency and percent wise distribution of electoral participation on the basis of gender In the Legislative Assembly Election (2002).

Status	Male	Female	Total
No. of Contestants	679	30	709
Elected	85	02	87

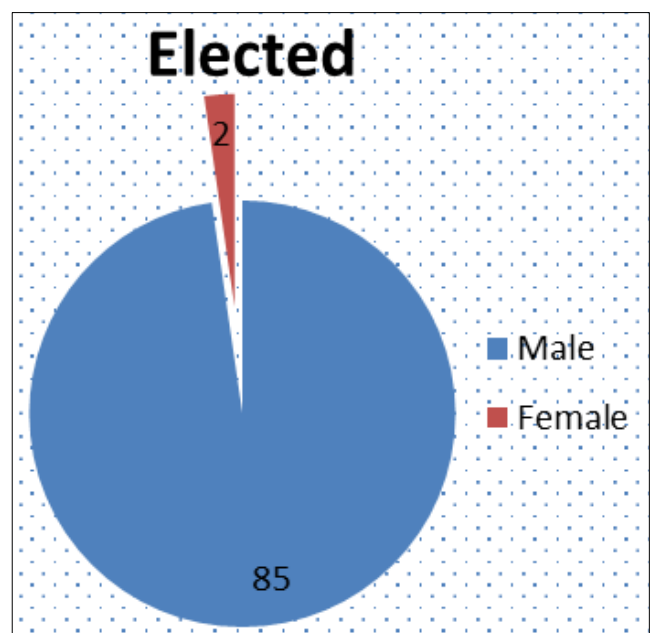


Fig 4: Showing graphical representation of electoral participation on the basis of gender In The Legislative Assembly Election (2002).

The perusal of the table 4 (Please Refer Chapter-IV, Caption-I, Fig. 4) gives information about the contestants on the basis of gender in Legislative Assembly Election (2002) of Jammu & Kashmir. The results indicate that Legislative Assembly Election (2002) of Jammu & Kashmir was quite competitive as the above table shows. However, there was observed significant different of contestants on the basis of

gender. The obtained results indicate that the total contestants were observed 709. While gendering these contestants, it was found that 679 were observed male contestants in Legislative Assembly Election (2002) of Jammu & Kashmir. Coming towards their counter parts, it was observed that only 30 female contestants were reported in Legislative Assembly Election (2008) of Jammu & Kashmir. Thus, the results indicate that gender gap is existing in the electoral process of Jammu and Kashmir. While evaluating the elected representation on the basis of gender, it has been observed that among male contestants 85 were elected as the representatives for legislative assembly. However, among female contestants, only 02 were elected. Thus, from the obtained results it can be inferred that the impact of gender is existing on the participation of contesters. By and large, polity of Jammu & Kashmir has remained male dominated with minimal representation given to female candidates by both state and national political parties which more or less exposes the political hypocrisy of the country's politicians who are pressing for passing women's reservation bill but have miserably failed to give true representation to fairer sex. State political parties have most part of the democratic process of the state emerged as the ruling parties with likes like national conference, the party which has dominated over the state polity for most part.

Conclusions of the study: The conclusions of the study are reported as under

1. In pre-union territory period there are 87 constituencies in the entire state of Jammu and Kashmir. However, the representation of Schedule Caste (SC) is due. The reserved seats for Schedule Caste (SC) are seven 07.
2. The results indicate that among male electorates 48.26 (F=1596484) express their right to vote at their respective polling stations in the Legislative Assembly Election (2002), 38.27 (F=1060143) express their representation by casting vote at their own polling stations in the Legislative Assembly Election (2002) and among third gender, it has been seen that only 1.65% (F=01) electorate express his electoral representation.
3. Indeed male voters achieve high percentage of voting as compared to their counterparts.
4. Coming towards the composite analysis of the voter turnout of Legislative Assembly Election (2000), it has been observed that 43.70% (F=2656627) express their right to vote, and 56.30 failed to took their participation in the electoral process in the Legislative Assembly Election (2000).
5. The results indicate that National Conference Party achieve top position by wining 28 sets out of 85 seats on which the party contested election in 2002. Indian National Congress (INC) stands on the second position and Peoples Democratic Party (PDP) was able to maintain third position by capturing 16 seats.
6. The prevalence of turmoil in 2009 (Amaranth land Issue) brought fracture in the collation based Government of Peoples Democratic Party (PDP) and Indian National Congress. Peoples Democratic Party (PDP) withdraw their support later Governor rule were implemented in the state.
7. It was found that the elections 2002 were quite competitive, the number of parties which were in fray

was increased. Besides, the contesting candidate's position as well as quantity has been enhanced as compared to previous elections.

8. In 2002 election there was observed significant different of contestants on the basis of gender. The obtained results indicate that the total contestants were observed 709, 679 were observed male contestants and 30 female contestants were reported in Legislative Assembly Election (2008) of Jammu & Kashmir. Thus, the results indicate that gender gap is existing in the electoral process of Jammu and Kashmir.

Conflict of interests: Keeping the entire research process under consideration, the investigator has not declared conflict of interests.

References

1. Bavinder AK. Electoral Politics in Jammu and Kashmir. *International Journal of International Relations*. 2019; 12(10):20-22.
2. Beck, Nathaniel, Katz, Jonathan N. What to do (and not to do) with time-series cross-section data. *American Political Science Review*. 1995; 89(3):634-647.
3. Beck, Nathaniel. Time-series-cross-section data: what have we learned in the past few years? *Annual Review of Political Science*. 2001; 4(10):271-293.
4. Berelson, Bernard, Steiner, Gary A. *Human Behavior: An Inventory of Scientific Findings* (New York: Harcourt, Brace), 1964.
5. Blais Andre, Dobrzynska A. Turnout in electoral democracies. *European Journal of Political Research*. 1998; 33:239-261.
6. Blais Andre. what affects voter turnout? *Annual Review of Political Science*. 2006; 9(10):111-125.
7. Blais, Andre, Carty K. The Psychological Impact of Electoral Laws: Measuring Duverger's Elusive Factor. *British Journal of Political Science*. 1991; 21(20):79-93.
8. Blais, Andre, Carty RK. Does Proportional Representation Foster Voter Turnout?, *European Journal of Political Research*. 1990; 18(2):167-181.
9. Blais, Andre. *To Vote or Not To Vote? The Merits and Limits of Rational Choice* (Pittsburgh: University of Pittsburgh Press), 2000.
10. Blank RH. Socio-economic Determinism of Voting Turnout: A Challenge. *Journal of Politics*. 1974; 3(6):731-752.
11. Buchanan, John, Tullock, George. *The Calculus of Consent: Logical Foundations of Constitutional Democracy* (Ann Arbor, MI: University of Michigan Press, 1962.
12. Cebula, Richard J, Toma, Michael. Determinants of Geographical Differentials In The Voter Participant Rate, *Atlantic Economic Journal*. 2006; 34:33-40.
13. Cebula, Richard J. Expressiveness and Voting: Alternative Evidence. *Atlantic Economic Journal*. 2004; 32(3):216-221.
14. Chhibber P, Noorudin I. Do party systems count? The Number of Parties and The Government Performance In The Indian States, *Comparative Political Studies*. 2004; 34(2):152-187.
15. Cox GW, Munger MC. Closeness, Expenditures and Turnout In The 1982 US House Elections. *American Political Science Review*. 1989; 83(1):217-230.

16. Davis O. A Multivariate Analysis on Voter Turnout In Louisiana Contested Non-Partisan Judicial Elections. 1981–1988, Ph. D. Dissertation, UMI Dissertation Services, Ann Arbor, MI. Downs, Anthony (1957) An Economic Theory of Democracy (New York: Harper & Row), 1991.
17. Erikson R. State Turnout and Presidential Voting: A Closer Look. *American Politics Quarterly*. 1995a; 23(10):387–396.
18. Erikson R. Pooling and statistical control: a rejoinder to Radcliff. *American Politics Quarterly*. 1995b; 23(10):404–408.
19. Feddersen, Timothy J. Rational choice theory and the paradox of not voting. *Journal of Economic Perspectives*. 2004; 18(1):99–112.
20. Hina AK. Electoral politics Jammu and Kashmir. *International journal of creative research and review*. 2016; 12(19):18-81.
21. Nanda AL. Electoral Participation of Jammu and Kashmir. *Journal of International Relations*. 2002; 12(10):18-81.
22. Sharma B. Election in Context of Separatists in Jammu N Kashmir. *Journal of Humanities and Politics*. 2019; 20(10):22-23.
23. Thoker AA. Impact of Kashmir Conflict on The Electoral Politics Jammu And Kashmir. *International Journal of Politics*. 2004; 12(10):18-81.
24. Yadav Y. *The Maturing of Indian Democracy*, India Today, 1996.